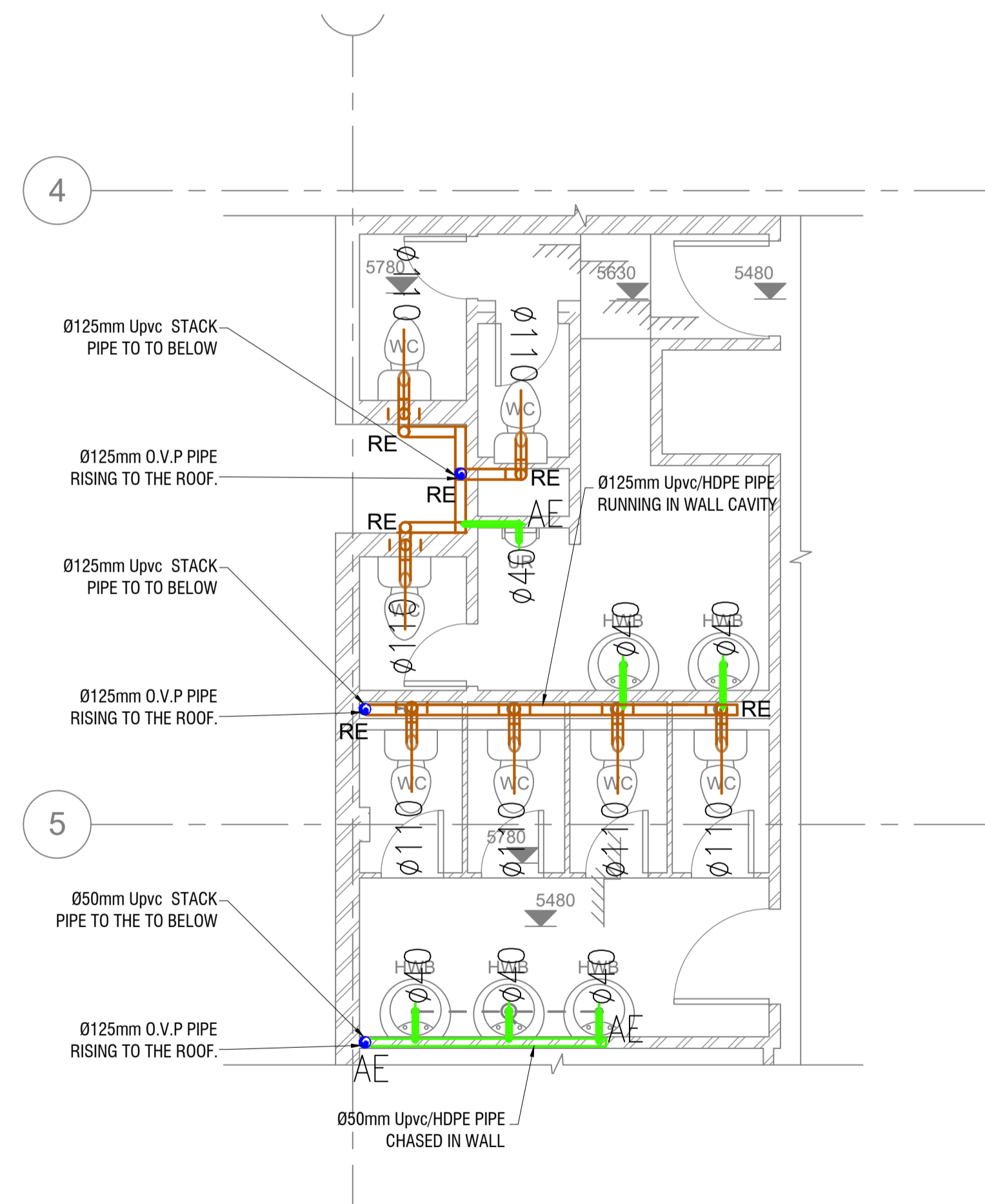


LEGENDS

- USS = UNDER SLAB SOFFIT
- TA = TO ABOVE
- TB = TO BELOW
- RE RODDING EYE
- AE ACCESS EYE
- IE INSPECTION EYE
- F.D FLOOR DRAIN
- Ø110mm DRAIN PIPE
- Ø40mm WASTE WATER PIPE
- Ø50mm WASTE WATER PIPE

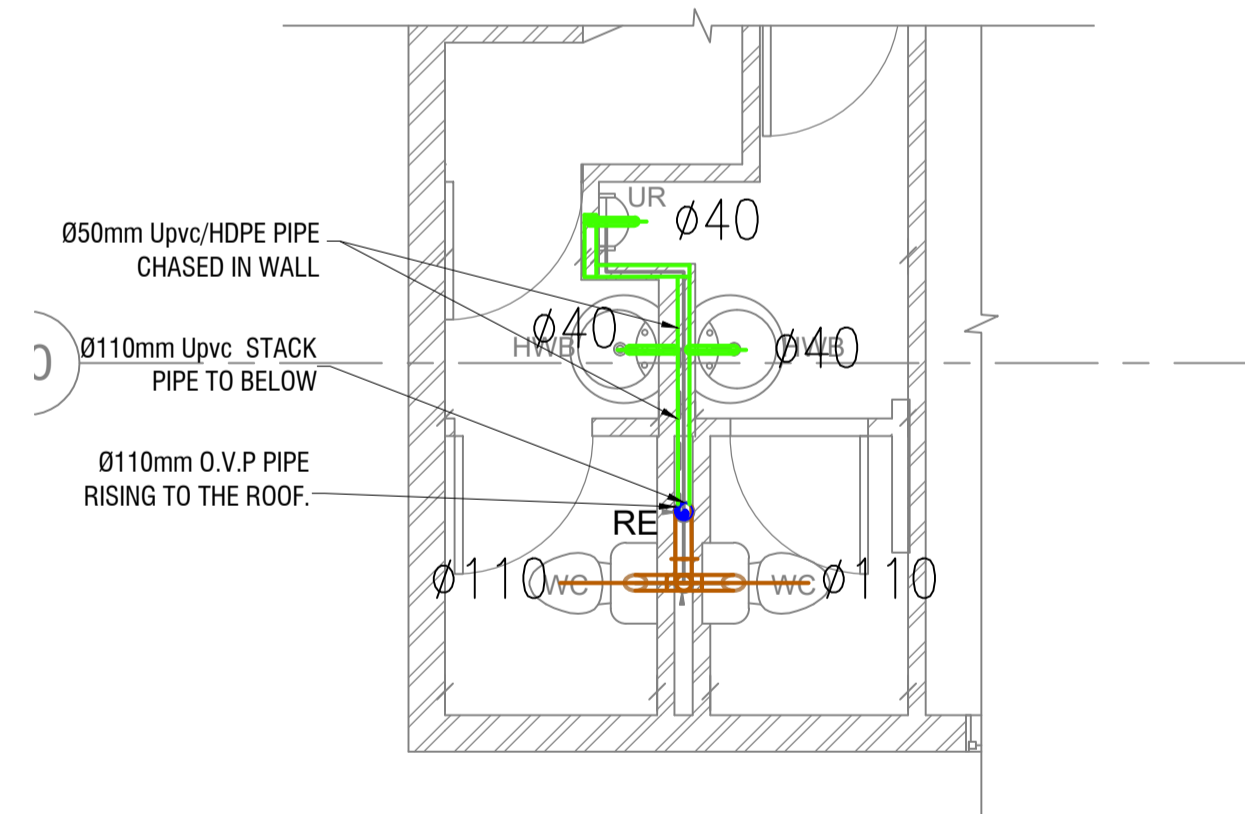
NOTES

1. THIS DRAWING MUST BE READ IN CONJUNCTION WITH ALL OTHER RELEVANT ARCHITECTURAL CONSULTANTS DRAWINGS AND SPECIFICATIONS.
2. ALL SOIL & WASTE PIPES TO BE UPVC CLASS S1 (MARLEY) TO SABS 791 OR APPROVED EQUIVALENT.
3. ALL PIPES SHALL BE LAID TO FALLS AS INDICATED ON DRAWINGS.
4. ALL UPVC PIPES SHALL BE INSTALLED ACCORDING TO MANUFACTURER'S INSTRUCTIONS & SPECIFICATIONS, RELEVANT SABS CODES AND LOCAL AUTHORITY REQUIREMENTS.
5. CLEANING EYES/RODDING WAYS AND ACCESS POINTS TO DRAIN PIPES SHALL BE PROVIDED AT ALL CHANGES IN GRADIENT AND DIRECTION.
6. ALL ENDS OF RUN OF MAIN DRAIN PIPES TO BE VENTED AND ALL SEWER VENT PIPES TO TERMINATE AT LEAST 300mm ABOVE ROOF.
7. ALL LEVELS AND DIRECTIONS TO BE CHECKED ON SITE AND ANY DISCREPANCIES TO BE REPORTED TO THE ENGINEER IMMEDIATELY, BEFORE COMMENCING WITH ANY WORK.
8. ALL PIPE FITTINGS SHALL BE INSPECTED AND APPROVED BEFORE PIPE LAYING COMMENCES.
9. ALL PIPE JOINTS MUST BE WATER TIGHT; FLEXIBLE JOINTS SHALL GENERALLY ALLOW A 5° DISTORTION BETWEEN PIPES WITHOUT BREAKING THE JOINT SEAL.
10. ALL GROUPS OF SANITARY APPLIANCES; WASH HAND BASINS, AND SINKS SHALL BE CONNECTED TO A 40-100mm INTERNAL DIAMETER WASTE PIPE.
11. IN THE EVENT OF A CONFLICT BETWEEN SIZES INDICATED ON PLANS AND THE SCHEMATIC, THOSE INDICATED ON THE LATTER SHALL TAKE PRECEDENCE.
12. ALL TRAPS TO WASH HAND BASINS AND ANY SINKS SHALL BE CHROMIUM PLATED BOTTLE TRAPS OR APPROVED EQUIVALENT.



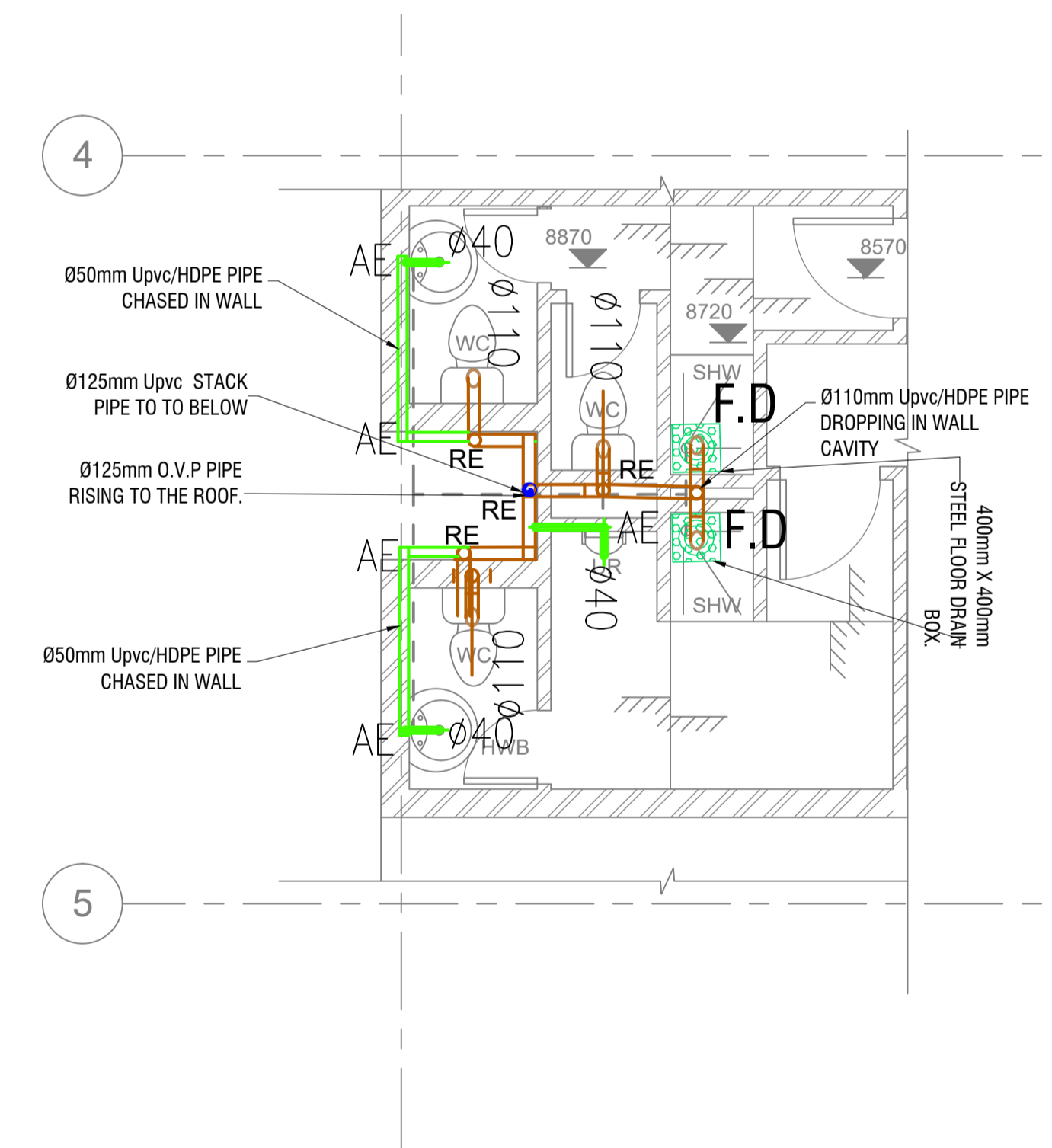
RESTROOM CALLOUT 07

1 : 50



RESTROOM CALLOUT 08

1 : 50



RESTROOM CALLOUT 09

1 : 50

REV	DATE	COMMENTS	BY
T	15/07/24	ISSUED FOR TENDER	P.N

Consulting Engineer:  
 KKN Consulting Engineers and Project Managers Pty Ltd  
 Reg No: 201504020007

Consulting Engineers & Project Managers:  
 KKN

Client:  
 NRF SAASTA  
 National Research Foundation  
 Didacta Building  
 211 Nana Sita Street  
 Pretoria  
 0001  
 TEL: (012) 392 9300  
 FAX: (012) 320 7803

Project:  
 NRF DIDACTABUILDING  
 ABLUTIONS REFURBISHMENT

Drawing Title:  
 ABLUTION BLOCKS  
 INTERNAL DRAINAGE LAYOUT  
 SHEET 2 OF 2

Consultant's Signature:

ECSA: 201530048

Drawn: V.D	Checked: S.M	Designed: P.N	Scale: AS SHOWN
Job Number: PTA/ME/03	Discipline: MECH	Dwg Number: V01-ID-01	Rev: T Dwg Size: A1

ISSUE FOR TENDER