

Self-Help Guide to my future career in Science, Engineering & Technology

AM
I SUITED TO A
CAREER IN SCIENCE ?

WHICH
FIELD OF SCIENCE
AM I BEST SUITED TO ?

WHAT
LEVEL OF
STUDY SHOULD I
COMPLETE ?

HOW
DO I FINANCE
MY STUDIES ?

WHAT
ARE
PROFESSIONAL
BODIES ?



This Guide is an initiative of the Science Promotion Unit, of the Department of Science and Innovation.
For any further information or to request a copy, please contact:

Science Promotion Unit
Department of Science and Innovation
Private Bag X894
Pretoria, 0001

careerinfo@dst.gov.za
www.dst.gov.za
Tel: 012 843 6850

or scan the QR code to access the download for this guide



Note: The content of this Guide is for public benefit and copying thereof is permissible.




science & innovation

Department:
Science and Innovation
REPUBLIC OF SOUTH AFRICA

Table of Contents

| Tasks to complete: | Page no |
|---|---------|
| 1. Complete a Self Assessment Questionnaire - "Who am I ?" | 4-5 |
| 2. Identify your highest scoring Field of Science | 6 |
| 3. Find out more information on 3 careers related to your field | 7-9 |
| 4. Levels of study | 10 |
| 5. What level of study do you want to achieve? | 11 |
| 6. Look at how to finance your studies | 12-13 |
| 7. Draw up a Finance Plan | 14 |
| 8. Draw up an Action Plan | 15 |



To find out more information on your careers, role models and interesting features related to your career...

Look at the Department of Science & Innovation Careers Publication or go to <https://www.dst.gov.za/index.php/resource-center/set-careers> or scan the QR code on the opposite page

1. Self Assessment Questionnaire - "Who am I?"

Which fields of Science are you best suited to?

Complete the career questionnaire below to help you to choose a field of science best suited to you.

Read through each statement and tick ✓ the ones that you like the most. Leave blank the ones that you do not like. There are 35 statements in all. Once you have finished, add up the total for each row and write the total out of 5 in the right hand column at the bottom of each set of questions. See example below:

EXAMPLE

Tick ✓

| | |
|---|----------|
| <i>Designing mechanical equipment</i> | ✓ |
| <i>Using geometry to design various products</i> | |
| <i>Using science to develop new products</i> | ✓ |
| <i>Managing construction projects</i> | |
| <i>Manufacturing and maintaining electrical equipment</i> | ✓ |
| <i>Total:</i> | <i>3</i> |

A

| | |
|--|--|
| Designing mechanical equipment | |
| Using geometry to design various products | |
| Using science to develop or design new products | |
| Managing construction projects | |
| Manufacturing and maintaining electrical equipment | |
| Total: | |

B

| | |
|---|--|
| One of my best subjects at school is Physical Science | |
| Studying Chemistry | |
| Conducting experiments in a lab | |
| Solving complex mathematical problems | |
| Researching scientific problems | |
| Total: | |

C

| | |
|---|--|
| Studying the earth and its atmosphere | |
| Studying the earth, from earthquakes to raindrops, and from floods to fossils | |
| Studying other planets | |
| Collecting rocks, soil and water to conduct experiments | |
| Doing geography | |
| Total: | |

Self Assessment Questionnaire - "Who am I?"

D

Tick ✓

| | |
|---|--|
| Solving problems with the help of computers | |
| Writing computer programmes | |
| Designing and installing computer equipment | |
| Researching the latest computer technology | |
| Using mathematical models to design computers | |
| Total: | |

E

| | |
|--|--|
| Studying human anatomy | |
| Doing biology | |
| Studying physics and chemistry as part of a medical degree | |
| Treating people or animals with who are sick or injured | |
| Studying the causes of diseases | |
| Total: | |

F

| | |
|--|--|
| Studying chemical interactions that occur within a living cell | |
| Studying animal behaviour | |
| Studying organisms and microorganisms | |
| Doing environmental science projects at school | |
| Studying the processes of how an organism forms, from zygote to full structure | |
| Total: | |

G

| | |
|--|--|
| Studying the behaviour of individuals and groups | |
| Analysing political issues in a country | |
| Studying the culture and lifestyle of people | |
| Conducting public opinion surveys | |
| Reading books on people and events from the past | |
| Total: | |

Add up your scores for each of the Science Fields and plot them on the Bar Chart on the following page.

2. Highest Scoring Fields - Bar Chart

Record your results!

Once you have added up your scores, colour in the bars for your scores for A - G. Then identify the field(s) with your highest score. There may be some fields where your scores are the same. Choose the field(s) which you like best of all!

Then read up on/research the types of careers that are related to the field(s) you like.

| | FIELD | 1 | 2 | 3 | 4 | 5 |
|---|------------------------------|---|---|---|---|---|
| A | Engineering Sciences | | | | | |
| B | Physical & Chemical Sciences | | | | | |
| C | Earth Sciences | | | | | |
| D | Computer Sciences | | | | | |
| E | Medical Sciences | | | | | |
| F | Life Sciences | | | | | |
| G | Social Sciences | | | | | |

Which were your highest fields?

1. _____
2. _____
3. _____

3. Find out more information on Careers

Choose a career that appeals most to you. Research this career. Use the internet or the Science Engineering & Technology Careers Publication to assist you in your research.

CAREER 1

1. Career Name: _____

1.1. What will I do in this career? _____

1.2. What tools or equipment will I use? _____

1.3. Work Environment – tick (✓) in the relevant blocks.

Work outdoors

Work indoors

Work in an office

Work in a laboratory

Work in a classroom

Work in consulting rooms

1.4. What are the personality requirements? _____

1.5. What are the subjects I need to take at school?

| Compulsory Subjects | Recommended Subjects |
|---------------------|----------------------|
| | |
| | |

1.6. Where can I study this career? Tick (✓) in the relevant block(s).

University

University of Technology

TVET College

Private College

Other

1.7. Who are the possible employers for this career?

1.8. Name careers that are related or similar to this career.

1.9. What can I do to get started? (Make a list of things to do and people to contact)

Find out more information on Careers

Choose another career that appeals to you. Research this career. Use the internet or the Science Engineering & Technology Careers Publication to assist you in your research.

CAREER 2

2. Career Name: _____

2.1. What will I do in this career? _____

2.2. What tools or equipment will I use? _____

2.3. Work Environment – tick (✓) in the relevant blocks.

Work outdoors

Work indoors

Work in an office

Work in a laboratory

Work in a classroom

Work in consulting rooms

2.4. What are the personality requirements? _____

2.5. What are the subjects I need to take at school?

| Compulsory Subjects | Recommended Subjects |
|---------------------|----------------------|
| | |
| | |

2.6. Where can I study this career? Tick (✓) in the relevant block(s).

University

University of Technology

TVET College

Private College

Other

2.7. Who are the possible employers for this career?

2.8. Name careers that are related or similar to this career.

2.9. What can I do to get started? (Make a list of things to do and people to contact)

Find out more information on Careers

Choose a third career that interests you and research it. Use the Internet or the Science Engineering & Technology Careers Publication to assist you in your research.

CAREER 3

3. Career Name: _____

3.1. What will I do in this career? _____

3.2. What tools or equipment will I use? _____

3.3. Work Environment – tick (✓) in the relevant blocks.

Work outdoors

Work indoors

Work in an office

Work in a laboratory

Work in a classroom

Work in consulting rooms

3.4. What are the personality requirements? _____

3.5. What are the subjects I need to take at school?

| Compulsory Subjects | Recommended Subjects |
|---------------------|----------------------|
| | |
| | |

3.6. Where can I study this career? Tick (✓) in the relevant block(s).

University

University of Technology

TVET College

Private College

Other

3.7. Who are the possible employers for this career?

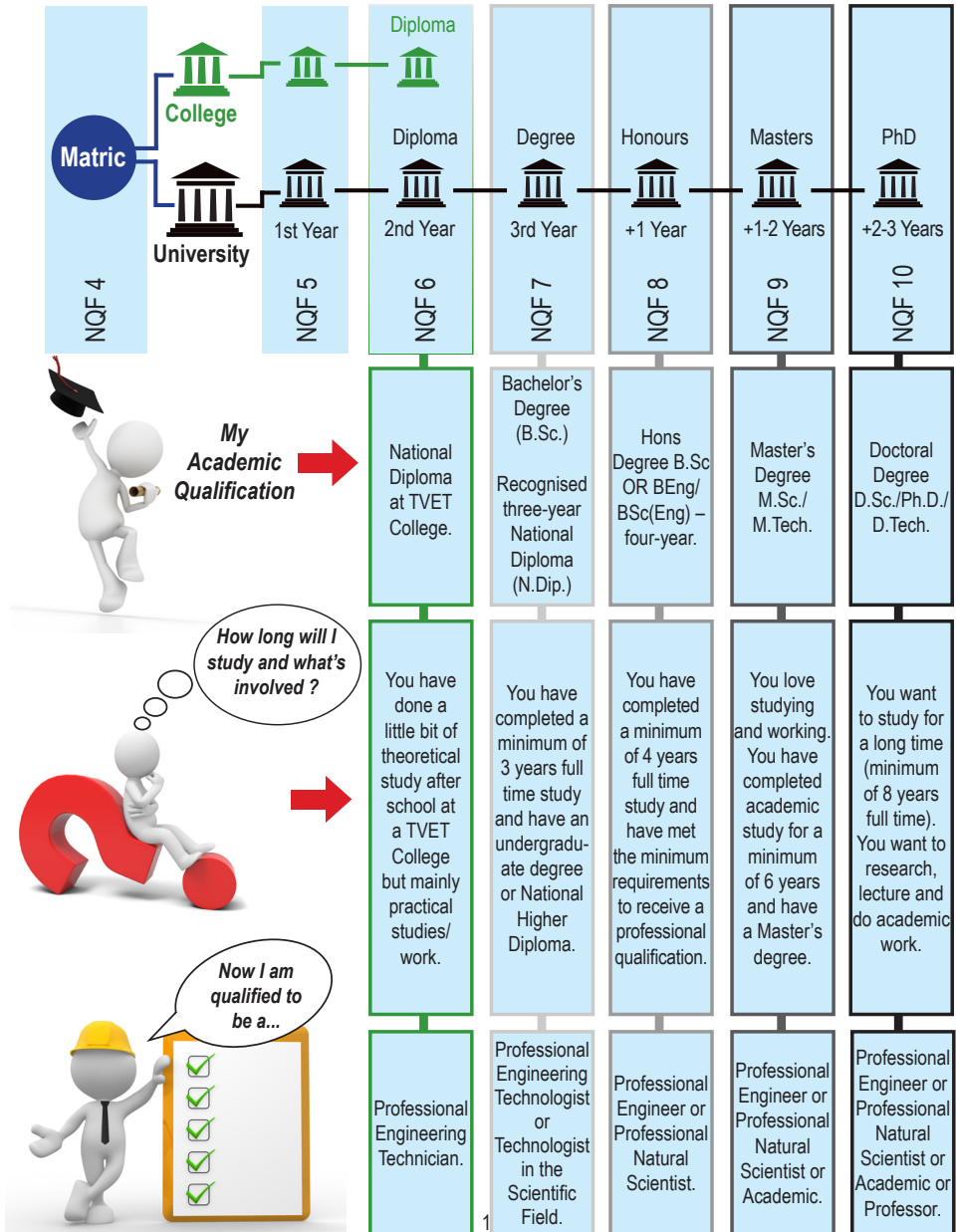
3.8. Name careers that are related or similar to this career.

3.9. What can I do to get started? (Make a list of things to do and people to contact)

4. Levels of Study

The National Qualification Framework (NQF) consists of 10 levels. All qualifications are graded according to the NQF levels, each level signifying a specific standard of intellectual and academic skills. As a general rule of thumb the higher the NQF level, the more academic knowledge required. **So, what level suites you best?**

The diagram below indicates the levels of study available within the Engineering and Scientific Fields:



5. What Level of Profession do I want to achieve?

WHAT IS A PROFESSION?

We all rely on the professionals in our everyday lives, from doctors to engineers, from pharmacists to scientists. Professionals in the fields of engineering, science or medical science are required to study an accredited qualification and practical internship before going into independent practice. All professionals are regulated and registered with a professional body which set the standards for practice.

WHAT IS A PROFESSIONAL DESIGNATION?

A professional designation is the title which is given to a person qualified to perform a job. This title is usually granted by a professional body responsible for making sure that professionals are doing their jobs properly. A professional body is an organization that seeks to advance a particular profession and the interests of its members engaged in that profession and for the public interest.

ENGINEERING

To become an Engineer, you need to be registered with the Engineering Council of South Africa (ECSA). The Engineering Council of South Africa (ECSA) is responsible setting the educational and professional development standards and registering professional engineers. This is done in accordance with the Engineering Profession Act, 2000 (Act 46 of 2000).

| | | | |
|-------------|--|----------------|--------------|
| Engineering | Engineering Council of South Africa (ECSA) | www.ecsa.co.za | 011 607 9500 |
|-------------|--|----------------|--------------|

NATURAL SCIENCES


In order to practice as a Natural Scientist, it is mandatory to be registered with South African Council for Scientific Professions (SACNASP). This is done in accordance with the Natural Scientific Professions Act, 2003 (Act No. 27 of 2003) (Sections 18 (1) and 20(2)(a)).

| | | | |
|------------------|--|--------------------|--------------|
| Natural Sciences | South African Council for Natural Scientific Professions (SACNASP) | www.sacnasp.org.za | 012 748 6500 |
|------------------|--|--------------------|--------------|

MEDICAL & VETERINARY SCIENCES

All medical practitioners working in their respective fields of practice are mandated to register with the HPCSA as a pre-requisite for professional practice. All veterinary practitioners are to register with SAVC. Qualifying in any of the health care professions is an important personal responsibility and, as a practitioner, there are several legal obligations. Visit the HPCSA or SAVC for a detailed reference guide for the registration requirements.

| | | | |
|---------------------|--|-----------------|--------------|
| Medical Sciences | Health Professions Council of South Africa (HPCSA) | www.hpcsa.co.za | 012 338 9300 |
| Veterinary Sciences | SA Veterinary Council (SAVC) | www.savc.org.za | 012 345 6360 |



Scan the QR code to access the downloads for these two posters:

1. *How to become a Registered Engineer with ECSA*
2. *Requirements to register as a Natural Scientist with SACNASP*

6. How To Finance Your Studies?

One of the biggest factors affecting the career choice of young people today is funding for study.

The good news is that the gates of learning are not closed to financially needy students! This is especially true if you have achieved good marks in maths and science at school. Financial aid is provided in different forms by way of bursaries, scholarships or incentive schemes. Read through the options below and check whether you may be eligible for financial aid.

Bursaries:

A bursary is an amount of money granted to a student for the purposes of study. Bursaries are granted on the basis of academic performance, financial need and other requirements. They are usually not paid directly to the student but are administered by a trust or body set up for this purpose. The terms of the bursary will vary from bursary to bursary. Contract bursaries require that the student "pay" for the bursary by working for the bursary provider on completion of studies.

Scholarships:

A scholarship is an amount of money granted to a learner on the basis of outstanding academic or other achievement in a defined field of study. A scholarship is therefore a type of bursary. The word scholarship is often used when referring to international study.

University Discounts & Incentives:

Many institutions offer incentive schemes in order to attract learners with high academic, sporting and leadership potential. Academic incentives are provided on the basis of school marks. To find out more about incentives contact the Financial Aid Office of the institution to which you are applying.

Student Loans:

Most young people do not qualify for a bursary and need funding by way of a loan to pay for their studies. Student loans are offered by banking or other institutions for the purpose of paying for studies. Student loans must be repaid once you have graduated. Most banks require you to pay back your student loan over the same number of years that it took to complete your studies and loans must be paid back with interest. Most banks will require some form of surety or security before they grant a student loan. This means that a relative, friend or sponsor must guarantee to repay the loan if you do not. Some banks will also require the person who signs surety for your loan to pay the interest on your loan while you are studying.

The National Student Financial Aid Scheme (NSFAS)

There is a perception that people from poor homes will never be able to study after school. This is not true! The National Student Financial Aid Scheme of South Africa (NSFAS) is financial aid system that enables academically deserving and financially needy students to study.

The student receiving a loan from NSFAS must pay back the capital and interest on the loan. However, interest charged is less than that charged by the commercial banks. To find out more about incentives contact the Financial Aid Office of the institution to which you are applying.

The first step in the process is for the student to apply to and be accepted by a university, university of technology or TVET college. Applications must be made via the institution's Financial Aid Office or Student Support Centre. Visit, www.nsfas.org.za for more information.



With freedom comes responsibility

Ndwelani matriculated at Ithuteng Secondary school in 2012, top of his class. He received a bursary from GCRA to study B.Sc. Mathematical Sciences at UJ. The bursary was worth R50 000 at the time, it covered tuition fees, books, food and accommodation.

"I chose B.Sc. Mathematical Sciences because of the love for mathematics and science. I started my first year away from home, the new environment came with the luxury of independence. I had to adapt and learn to be a responsible grown man. In 2015, I had my first fail academically, it was heart breaking. I lost my bursary and through support of family and friends I managed to complete my studies".

Ndwelani Wayne Sithagu

Big dreams, hard work and lots of family support



Thakane experienced many financial challenges while studying: "I got financially excluded after my first year and was home for the first month of second year. Towards the end of that month, my mother took my results to the Department of Environmental affairs in Free State and asked them to assist with my fees. I will forever be grateful to her and to the MEC. I did not have additional resources such as laptop and smartphone so I spent more time on campus doing more work than my peers with such resources. Throughout my postgraduate degree, I was a recipient of a bursary from Inkaba ye Afrika. The Inkaba ye Afrika bursary was co-funded by NRF, SA and BMBF Germany. During the last few years of my research, the same Inkaba ye Afrika bursary was funded solely by NRF".

Thakane Ntholi

Get a part-time Job!

In order to pay for her studies, Vhonani managed to get a student loan and she had 3 part-time jobs to make ends meet.

"There are many challenges which face students today. Students have to learn to do things for themselves and not rely on entitlement". Apply for funding, look out for opportunities, ask questions ... show up and just be where things are happening instead of sitting and complaining about that which is not working all the time. Its all about having the right attitude and taking the opportunities that come up".

Vhonani Netshendama



Funding for post-graduate studies



"My family are not wealthy, so growing up there were financial challenges. Particularly when I got to University and wanted to do my post-graduate degree in Demography and my parents could not afford it. To overcome this, I studied really hard to secure a scholarship and worked on weekends at a furniture store to be able to study my Honours and Masters degrees. Thankfully the funding I received from the Consortium for Advanced Research and Training in Africa (CARTA) in my PhD was sufficient and I did not need the weekend job anymore. My advice to young people is: be prepared to make short-term sacrifices in order to achieve your long-term goals. The process of learning is challenging and time-consuming, but in order for you to be successful and achieve your goals, make the sacrifices now and later on these will pay off. *Nicole de Wet*

7. Draw up a Financial Plan

It is **VERY IMPORTANT** to **REMEMBER** that paying for your studies should **NEVER** be an obstacle. You must investigate all options and plan how you are going to achieve your goal.

Financing your studies

How do you plan to finance your studies? Make a cross in the relevant block. **X**

| | | | | | | | |
|---------|--|------------|--|---------|--|-------|--|
| Parents | | Study Loan | | Bursary | | Other | |
|---------|--|------------|--|---------|--|-------|--|

Example of cost options for some study programmes and accommodation (Go to the institution website and research the cost of study for the course you are applying for and accommodation costs if necessary).

| Institution | Study Programme | Cost Of Study | Accommodation costs |
|----------------------------|------------------|---------------|---------------------|
| Wits | BSc | RXX XXX | RXX XXX |
| University of Pretoria | BEng (Civil Eng) | RXX XXX | RXX XXX |
| University of Western Cape | BPharm | RXX XXX | RXX XXX |
| UKZN | B Agriculture | RXX XXX | RXX XXX |

Note: The costs structures differ among institutions and cities/towns

Financial Aid

Investigate bursary and study loan opportunities by referring to the Financial Aid Guide (only to be completed if you meet the entry requirements). Note: Most bursaries require high marks, especially in Maths and Science.

Bursaries

| | | | |
|---|--|-------------------------|--|
| Study field | | Requirements of bursary | |
| Bursary name | | Duration of bursary | |
| Value of bursary | | Who Can Apply? | |
| Where to study (Institution) | | Closing date | |
| Service Contract with company (if applicable) | | Do I qualify? | |
| Address | | | |

Investigate study loans

List three institutions (banks or other) where you can obtain student loans. List their contact number and the documents you require when you apply for a loan. A family member holding a job, needs to sign as surety for a study loan.

| Institution Name | Contact Number | I Have The Required Documentation To Apply | |
|------------------|----------------|--|----|
| 1 | | YES | NO |
| 2 | | YES | NO |
| 3 | | YES | NO |

Applications

| | | |
|--------------------------------|-----|----|
| Have you applied for a bursary | YES | NO |
|--------------------------------|-----|----|

8. Draw up an Action Plan

Complete the Action Plan below, use the following questions as a guide:

1. What is your career goal?
2. At which institution do you plan to study?
3. Do you meet the entry requirements ?
4. What level do you plan to complete, eg Diploma, Degree, Honours, Masters or PhD?
5. How are you going to finance your studies?

EXAMPLE of an Action Plan

| <i>Goal</i> | <i>Action</i> | <i>Due Date</i> | <i>Completed</i> |
|-------------------------------------|---|---|------------------|
| <i>I want to become a Geologist</i> | <i>Check requirements for B.Sc. at UWC C in Maths B in Physical Science</i> | <i>Use June Matric marks</i> | <i>✓</i> |
| | <i>Apply to UWC</i> | <i>30 Sept.</i> | |
| | <i>Study to B.Sc. Honours level</i> | | |
| | <i>Bursary and Student Loan</i> | <i>Applications to Study Trust (bursary) (30 Sept.) Anglo Platinum (15 May) Department of Mineral Resources (30 Oct.)</i> | |

YOUR ACTION PLAN

| Goal | Action | Due Date | Completed |
|-------------|---------------|-----------------|------------------|
| | | | |
| | | | |
| | | | |
| | | | |
| | | | |
| | | | |
| | | | |

This booklet is an initiative of the Science Promotion Unit, of the
Department of Science and Innovation.
For any further information or to request a copy, please contact:

Science Promotion Unit
Department of Science and Innovation
Private Bag X894
Pretoria, 0001

careerinfo@dst.gov.za
www.dst.gov.za
Tel: 012 843 6850